

Paraguay

Per-Capita Emissions in 2030 rel. 2015 (excl. LULUCF): **+162%**

NDC 2025

NDC 2030

2015 World Rank

2025 World Rank

2030 World Rank

Share of World Emissions excl. LULUCF (Rank):

0.2% #61

0.4% #40

0.5% #37

Per-Capita Emissions (tCO₂eq/cap)

12.9t #23

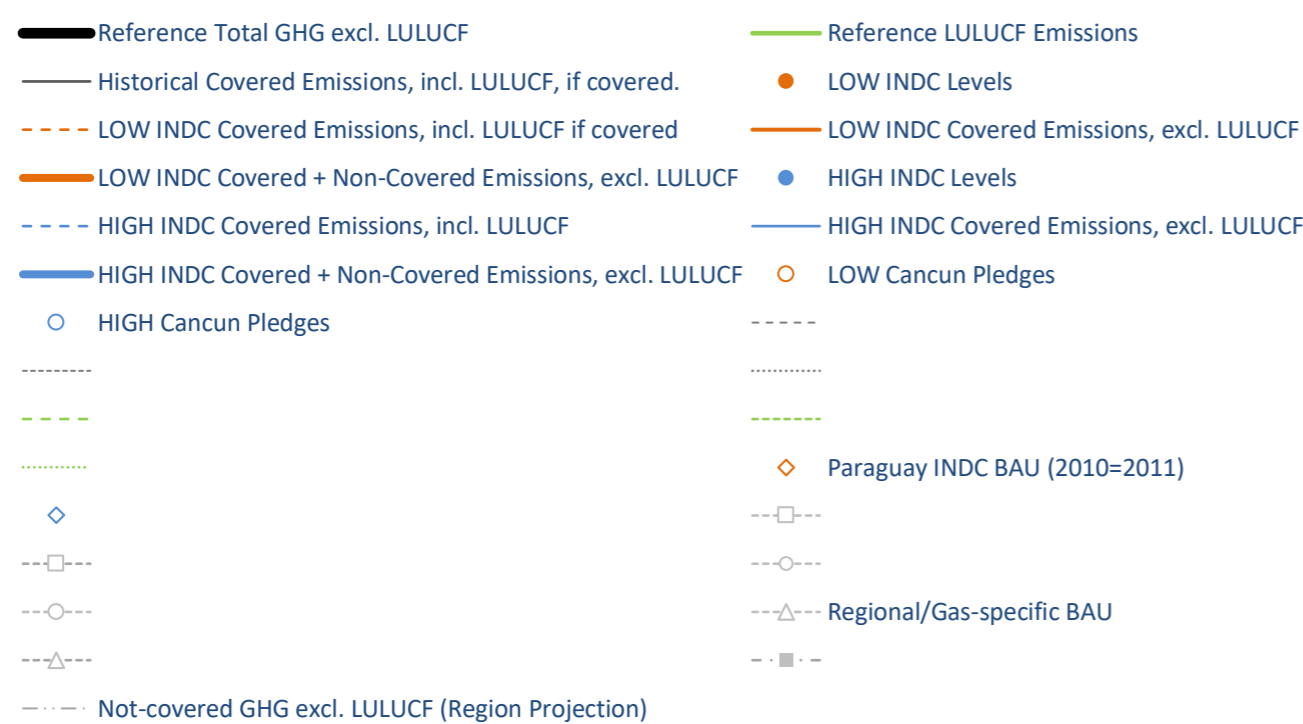
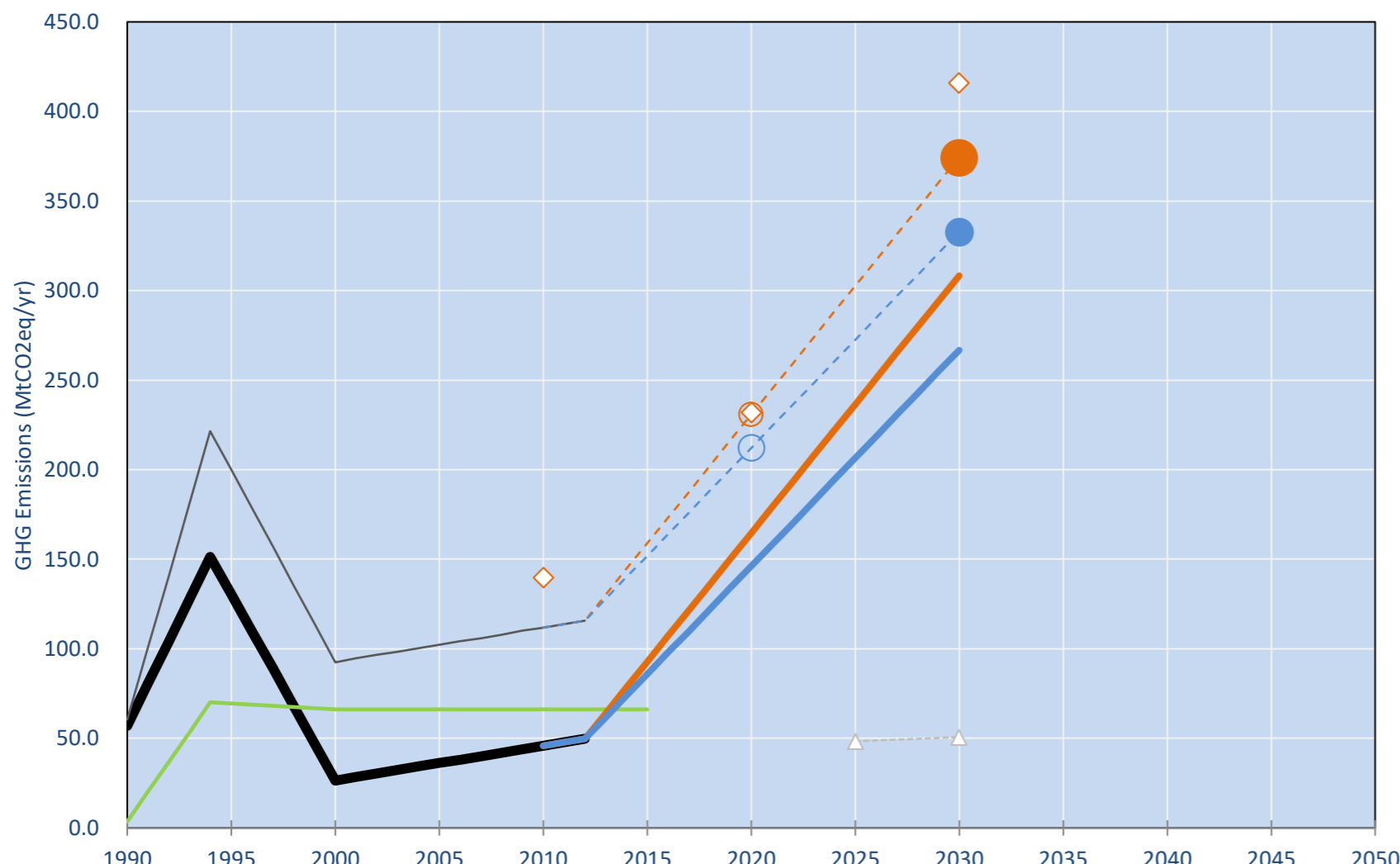
29.6t #6

36.7t #4

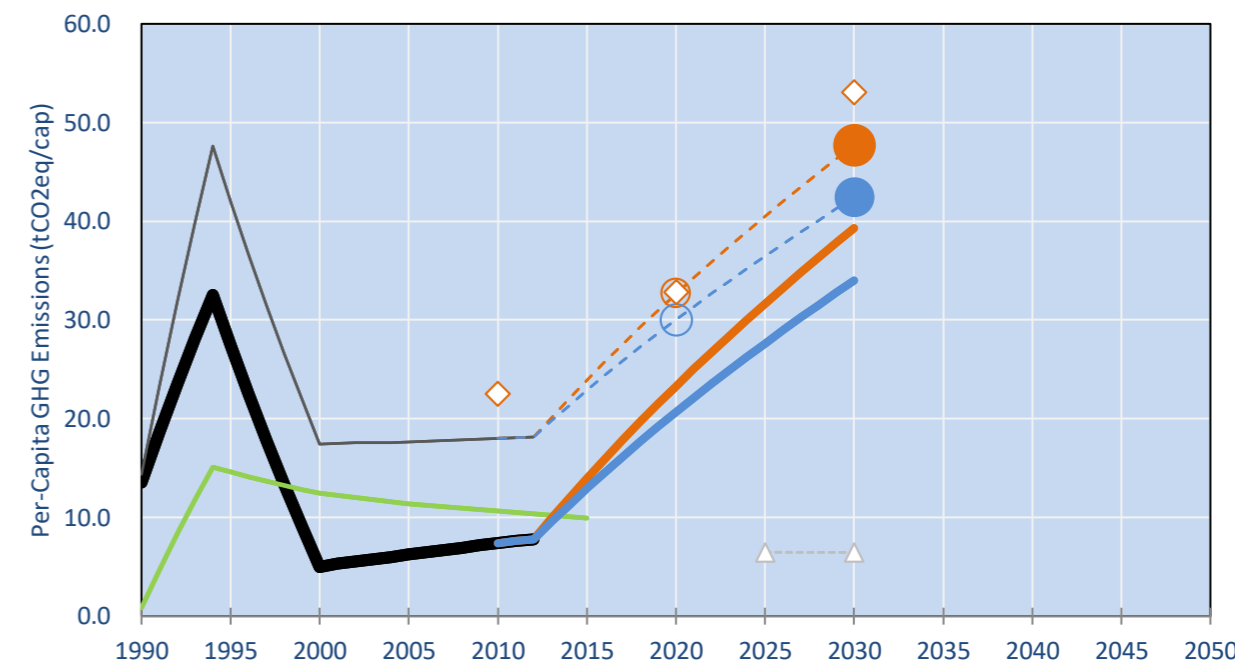
NDC: 10% GHG emission reduction compared to BAU levels by 2030 Conditional target: additional 10% reduction pending on international support. ()

INDC Submitted: 1/10/2015

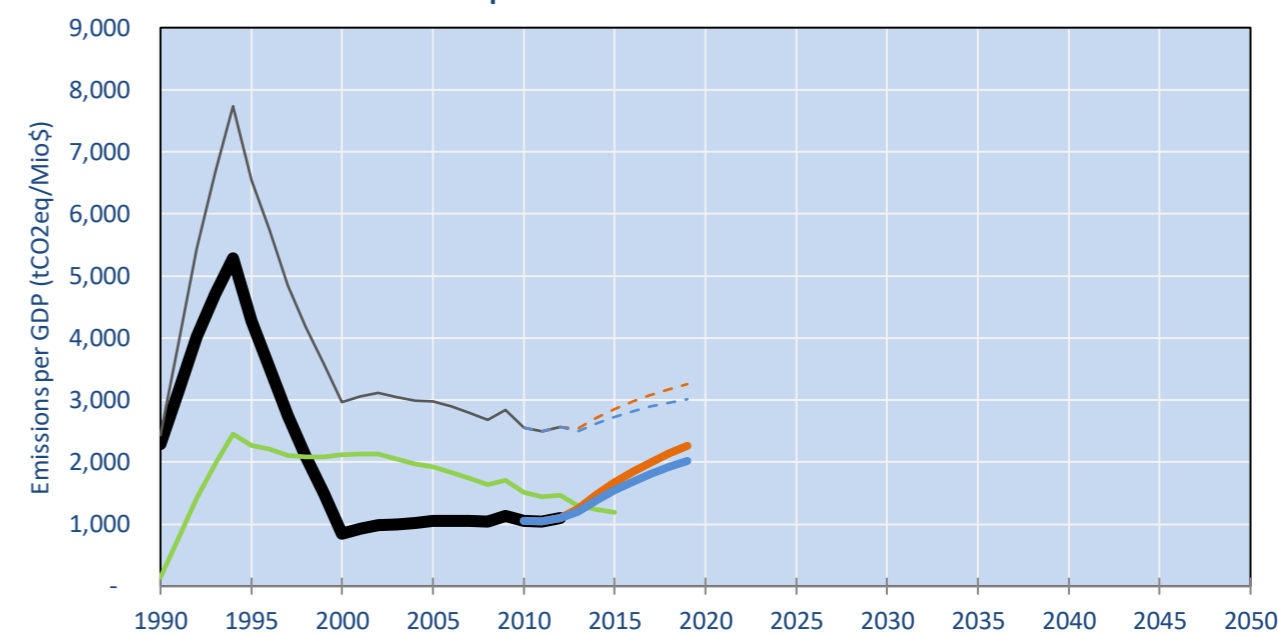
GHG Emissions



Per-Capita Emissions

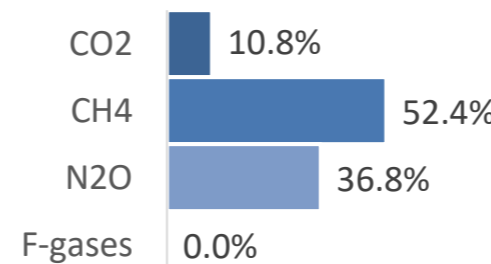


GHG Emissions per GDP

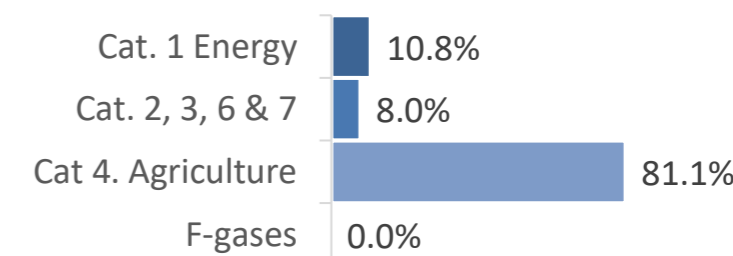


2015 Total GHG Emissions excl. LULUCF

By Gas:



By Sector:



GHG Emissions

	1990	2000	2005	2010	2015	2020	2025	2030
(MtCO ₂ eq/yr in GWP AR5)						low high	low high	low high
Assumed LULUCF Accounting Credits (-)/Debits (+)								
NDC covered LULUCF Emissions		66	66	66	66	66	66	66
NDC covered Emissions excl. LULUCF	57	26	36	46	93	165	236	308
Total GHG excl. LULUCF	57	26	36	46	93	165	206	308
Total GHG incl. LULUCF	60	92	102	112	159	231	273	333

Relative GHG Emissions

	1990	2000	2005	2010	2015	2020	2025	2030
Total excl. LULUCF						low high	low high	low high
Relative 1990	100%	46%	64%	80%	163%	289%	415%	541%
Relative 2000	216%	100%	137%	174%	352%	624%	896%	1169%
Relative 2005	157%	73%	100%	127%	256%	454%	653%	851%
Relative 2010	124%	58%	79%	100%	202%	319%	516%	673%
Relative 2015	61%	28%	39%	49%	100%	177%	255%	332%

Per-Capita Emissions

	1990	2000	2005	2010	2015	2020	2025	2030
Total excl. LULUCF						low high	low high	low high
Population (Mio)	4	5	6	6	7	7	7	8
Per-Capita Emissions (tCO ₂ eq/cap)	13.5	5.0	6.3	7.4	14.0	23.3	20.7	39.3
Relative 1990	100%	37%	46%	55%	103%	172%	153%	291%
Relative 2000	272%	100%	126%	148%	281%	468%	416%	790%
Relative 2005	216%	80%	100%	118%	224%	373%	331%	629%
Relative 2010	183%	67%	85%	100%	189%	316%	280%	532%
Relative 2015	97%	36%	45%	53%	100%	167%	148%	281%

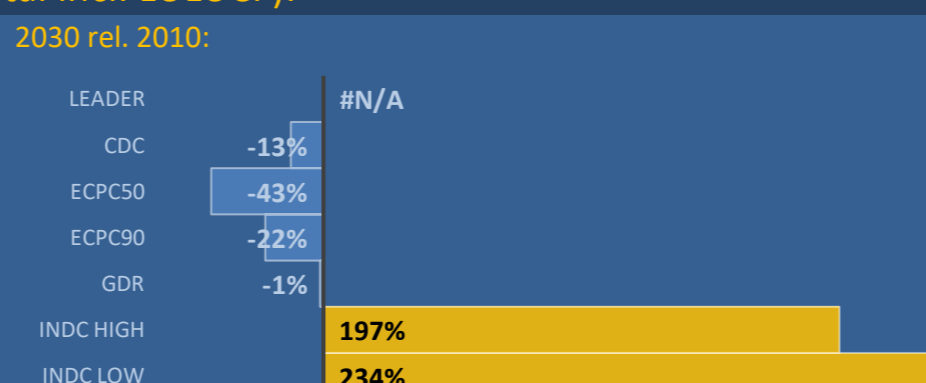
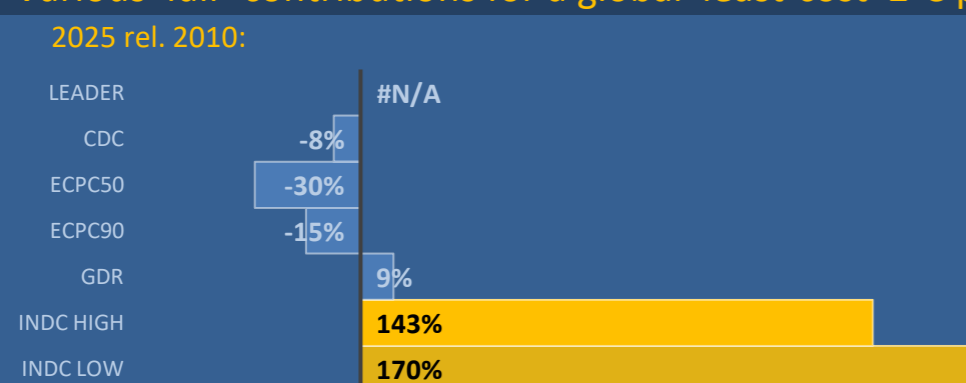
Data Sources:

Cat1_CO2	PRIMAPHIST17	Cat5A1_CO2	UNFCCC CRF + Nat. Comms.
Cat2367_CO2	PRIMAPHIST17	Cat5A2_CO2	UNFCCC CRF + Nat. Comms.
Cat4_CO2	PRIMAPHIST17	Cat5LtoNonFL_CO2	UNFCCC CRF + Nat. Comms.
Cat5_CO2	PRIMAPHIST17	Cat5GCMCMWM_C	UNFCCC CRF
Cat1_CH4	PRIMAPHIST17	Cat5A1ForestFires	UNFCCC Cat5 + EDGAR(IPCC Database)
Cat2367_CH4	PRIMAPHIST17	Cat5A1HWP_CO2	UNFCCC CRF + Nat. Comms.
Cat4_CH4	PRIMAPHIST17	Cat5bisA_CO2	UNFCCC CRF + NATCOMM.
Cat5_CH4	PRIMAPHIST17	Cat5bisB_CO2	UNFCCC CRF + NATCOMM.
Cat1_N2O	PRIMAPHIST17	Cat5bisC_CO2	UNFCCC CRF + NATCOMM.
Cat2367_N2O	PRIMAPHIST17	Cat5bisD_CO2	UNFCCC CRF + NATCOMM.
Cat4_N2O	PRIMAPHIST17	Cat5bisE_CO2	UNFCCC CRF + NATCOMM.
Cat5_N2O	PRIMAPHIST17	PRO_WM_Cat5_G	UNFCCC Annex I Reports
Cat0_HFCs	PRIMAPHIST17	Metric	GWP AR5
Cat0_PFCs	PRIMAPHIST17		
Cat0_SF6	PRIMAPHIST17		
Population	UN 2015 Population Projections MEDIUM		
GDP	IMF WEO 2015, PPP adjusted GDP, constant 2009 prices...		
	IPCC WG3 Scenario IMAGE AMPERE2-550-FullTech-HST		
	PRIMAPHIST16 description: www.pik-potsdam.de/primap-live/primap-hist/		
	Gratefully acknowledged in particular: PRIMAP, CAIT, CDIAC, EDGAR, IPCC, IEA, UNEP Gap Team, AMPERE Team and comments on earlier versions, in particular by Giacomo Grassi. Errors and misjudgements are our own. Malte Meinshausen & Ryan Alexander; The "Fiji COP23" Edition was enabled through support via the BMUB project UM14 41 4060		
	This Factsheet is available at www.climatecollege.unimelb.edu.au/indc-factsheets. Check out as well: www.climateactiontracker.org, www.mitigation-contributions.org, cait.wri.org, infographics.pbl.nl/indc, live.primap.org, www.unep.org/climatechange/pledgepipeline, and our twitter feed @ClimateCollege		

climatecollege.unimelb.edu.au



Various 'fair' contributions for a global 'least-cost' 2°C path (total incl. LULUCF):



Shown fair contributions only indicative

"Fair" contributions for a global 'least-cost' 2°C track:

- LEADER Leader
- CDC Common-but-diff. per-cap. convergence
- ECPC50 Eq. cum. Per-capita since 1950
- ECPC90 Eq. cum. Per-capita since 1990
- GDR Greenhouse Development Rights
- #N/A No available data